

ILLINOIS CORRECTIONAL INDUSTRIES



2015

ANNUAL REPORT

WORKING • TRANSFORMING • SUCCEEDING

# TABLE OF CONTENTS

MESSAGE FROM DIRECTOR	2
MESSAGE FROM CEO	3
MISSION, VISION, VALUES AND LOGO	4
REPORT TO GENERAL ASSEMBLY	5
ICI SHOP LOCATIONS (MAP)	6
PROGRAM SENTENCE CREDIT	7-8
OFFENDER PROGRAM ASSIGNMENTS	9-10
RECYCLING SERVICE REPORT	11
PRODUCTION	12-14
TOTAL SALES TO ALL MARKETS	15
SALES	16-17
APPROPRIATIONS FOR FY15	18
STATEMENT OF NET POSITION	19
STATEMENT OF REVENUES, EXPENSES AND CHANGES IN NET POSITION	20
STATEMENT OF CASH FLOWS	21
STATEMENT OF REVENUES, EXPENSES AND CHANGES IN NET POSITION W/ ELIMINATIONS	22
MANAGEMENT STAFF	23
OUR TEAM	24-25

# MESSAGE FROM THE DIRECTOR

FY  
15

This is an exciting time to be part of the Illinois Department of Corrections (IDOC) with Illinois Correctional Industries (ICI), releasing the latest recidivism study. This study provides all tax payers the reassurance that ICI is living by its mission of reducing recidivism and providing successful reentry opportunities for offenders.

Approximately 1,401 offenders were programmed within an ICI shop during FY15. These men and women learned valuable life skills that will follow them once they leave IDOC custody. According to our latest statistics, those who are trained in an ICI shop have a better chance of finding work and becoming productive, tax paying citizens. As a whole, nearly 50% of those who are released from IDOC custody will return within three years. However, that number drops to just 28% for those who are trained through ICI. That means that 72% of our workers reenter their communities and find success.

Through ICI, offenders cut 24,598 days, more than 67 years, off from their sentences in FY15, saving taxpayers \$393,290. That's the most productive year for ICI since its inception.

ICI's success could only be obtained by the support of Governor Bruce Rauner and the Illinois General Assembly. Their support has allowed for ICI to move forward with programs that contribute not only to individual offender rehabilitation, but also to the citizens of Illinois.



**John Baldwin**  
Acting Director  
Illinois Department of Corrections



# MESSAGE FROM THE CEO

**F**iscal Year 2015 was an educational time for ICI. The first recidivism study in over a decade was released by ICI staff and proves that our reentry programs are making a difference in recidivism rates of Illinois. The methodology behind the creation of the study was reviewed and validated by the Illinois Criminal Justice Information Authority. The study found a recidivism rate of 27.8% for a period of 36 months following release. ICI's first priority is to cut recidivism in our state by providing valuable skills and teaching inmate workers the job skills essential to finding gainful employment upon release as FY15 reflects.

- Offenders at Dixon Correctional Center Optical Lab had the opportunity to earn certification as opticians by passing a 150-question exam through the American Board of Optometry (ABO). Today there are 26 out of our current 93 offender employees who are now ABO certified, approximately 30% of the optical lab, which results in a highly educated work force, which in turn leads to increased production.
- ICI served as a collector and processor of 1,983 tons of recycled materials for IDOC. Environmental sustainability is continuing to be a good policy and profitable business.

Our success in 2015 indicates what we can achieve in the future. Life changing effects on offender trainees' lives would not be as evident without the customer base and valued partnerships that we have today that showcases and utilizes our products and services. If you are coming to ICI for the first time, thank you for helping make a difference in the State of Illinois. If you are a returning customer, thank you for your continued support.



**Jen Aholt**

Chief Executive Officer  
Illinois Correctional Industries

A handwritten signature in black ink, appearing to read 'Jen Aholt'.





## Mission Statement

It is the mission of the Illinois Correctional Industries to enhance public safety and successful offender reentry to society by providing vocational training to offenders in which they obtain valuable job skills and experience while producing quality products and services, and doing so at no cost to the taxpayers of the State of Illinois.

## Vision Statement

It is the vision of the Illinois Correctional Industries to be a national leader in the field of corrections based industry programs by being a self-sufficient program that positively impacts offender's lives, reduces recidivism and provides for a safer Illinois.

## ICI Values

**Reentry:** We recognize the value of vocational training for offenders in that it assists them in their re-entry into society by increasing their chances of a gainful attachment to the workforce therefore reducing the likelihood of re-offending.

**Safety:** We improve the security of correctional facilities by providing effective programming to occupy and employ inmates in a goal orientated environment.

**Partnerships:** We build alliances with our customers, vendors and Illinois businesses which allow our quality products and training to evolve with the market place and the needs of our stakeholders.

**People:** We strive to create a learning and team environment which recognizes and respects the commitment of our employees and the inmates we train, the products we make and the State we serve.

## ICI Logo

Our logo represents the duality of our mission, reentry and our sustainable business. If we are working to teach our population the skills necessary to be successful in ICI they will go through a transformative process to help aid in their successful reentry.



# REPORT TO THE GENERAL ASSEMBLY

## Illinois Compiled Statutes 730 ILCS 5 Unified Code of Corrections Section 3-12-11

(730 ILCS 5/3-12-11) (from Ch. 38, par. 1003-12-11)

Sec. 3-12-11. Report to the General Assembly. By November 1st of each year, the Department shall furnish to the General Assembly a report with respect to the following factors for the preceding fiscal year:

- (a) A balance sheet;
- (b) A financial statement, including profit or loss figures;
- (c) The number and location of industries;
- (d) The quantity of each good produced;
- (e) The cost of materials and labor;
- (f) Sales and actual receipts, by purchaser and in total;
- (g) The average length of time between the receipt of orders and delivery;
- (h) The average length of time between delivery and receipt of payment;
- (i) The number of residents employed in each facility and industry, the number of vacancies occurring throughout the year, whether or not they have been subsequently filled, and the reasons for such vacancies; and
- (j) Beginning on November 1, 1981, recidivism and employment statistics on former resident employees.





# ICI SHOP LOCATIONS


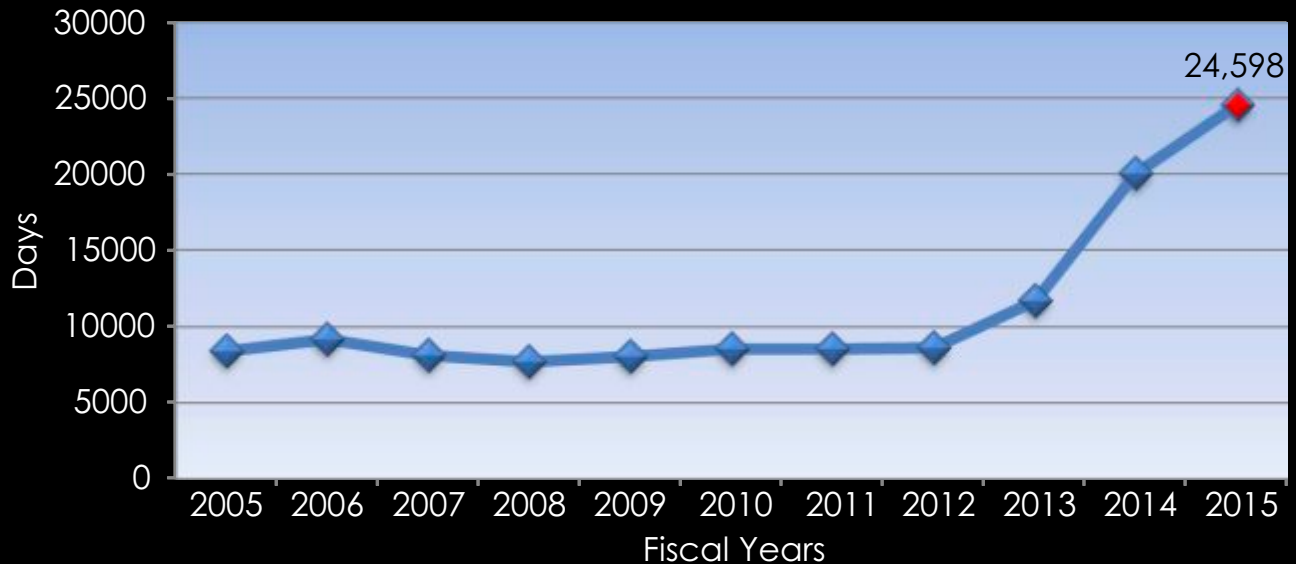
FY  
15



# PROGRAM SENTENCE CREDIT

Every offender worker receiving Program Sentence Credit (PSC) enters into a 90-day contract identifying goals of training, work production and behavior expectations they must meet in order to earn the reward time. Additionally, PSC offers a valuable training opportunity to a person reentering society for an increased and expedited chance of starting a lasting career.

## ICI Earned Program Sentence Credit



"I can do more than I ever thought  
- I have developed a better self-esteem  
and have found my self worth while being  
with ICI"  
- Jaime Casillas, Western ICI (pictured to the left)



25 service and shelter dogs  
were trained in FY15 by the  
inmate women of Logan ICI

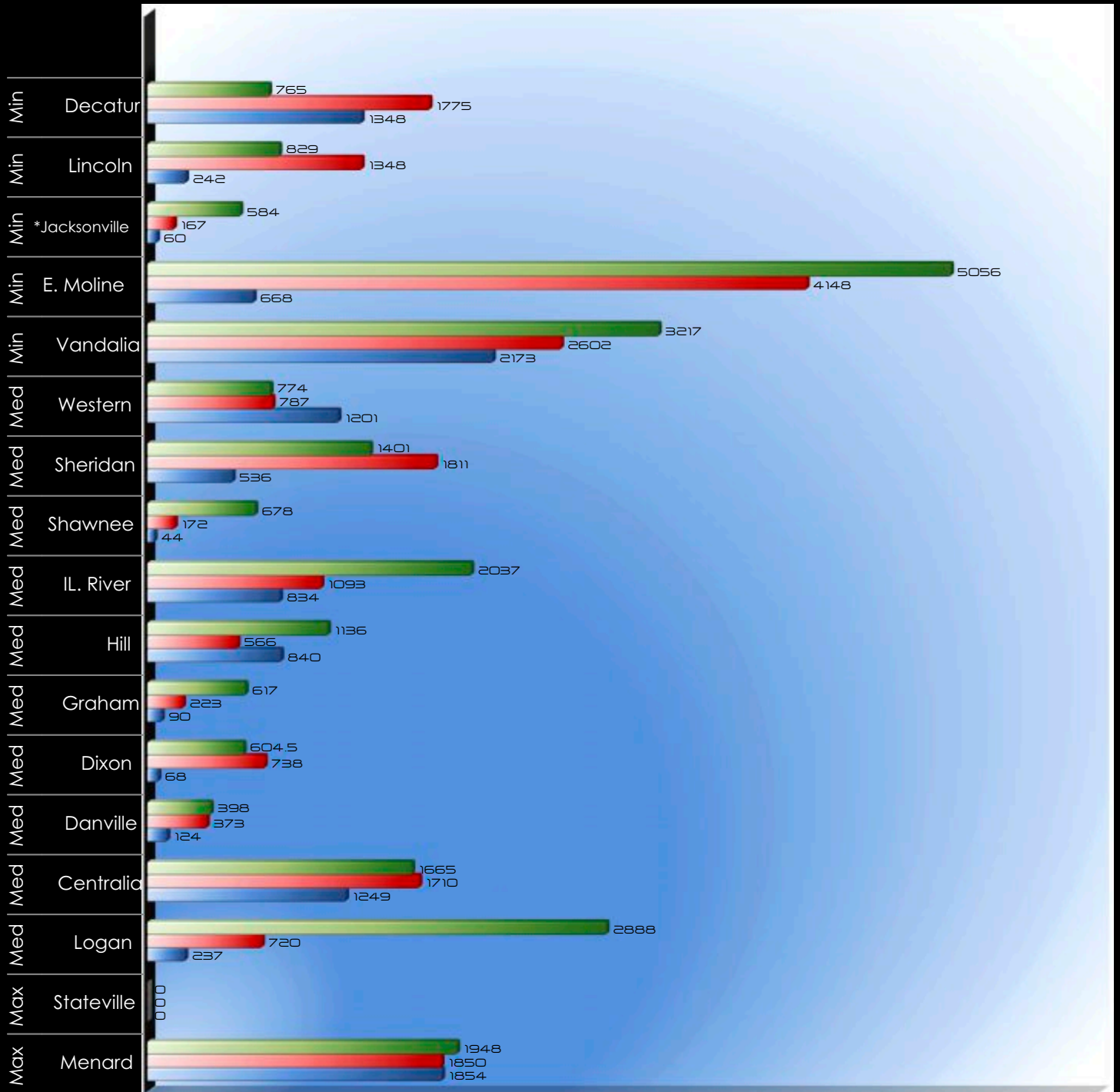


# PROGRAM SENTENCE CREDIT

FY  
15

## PSC Days Awarded

FY15 FY14 FY13



\* Indicates shop closed midway through FY15 (3.31.15). Represents best data available.

# OFFENDER PROGRAM ASSIGNMENTS

"I would like to believe that their work experience and ethic is a direct result of holding a "real job" with ICI. Some inmate workers have been a challenge, but the ones that figure out the personal reward of a little work are the ones that are the most rewarding"

-John Echelberger, Supervisor at Western Correctional Industries



Industry	Total Positions Available	Average Working	Total Programmed
Centralia Clerk(s)	5	5	12
*Centralia Mattress	0	7	8
Centralia Recycling	13	12	23
Centralia Sewing	27	17	26
Danville Clerk(s)	5	5	5
Danville Recycling	2	2	2
Danville Silkscreen/Embroidery	50	43	58
Decatur Clerk(s)	2	2	2
Decatur Sewing	40	15	31
Decatur Dog Grooming	6	6	11
Dixon Clerk(s)	8	8	8
Dixon Optical	95	95	122
East Moline Clerk(s)	4	4	6
East Moline Laundry	36	36	93
Graham Clerk(s)	4	4	4
Graham Furniture/Upholstery	36	36	46
Graham Mattress	7	7	9
Graham Vehicle Repair/State Garage	6	5	12
Hill Clerk(s)	5	5	8
Hill Meat Processing	31	28	39
Hill Milk Processing	30	30	32
Illinois River Clerk(s)	16	14	18
Illinois River Bakery	129	106	139
**Jacksonville Recycling	14	14	28

\* Indicates shop moved midway through FY15 (9.30.14). Represents best data available.

\*\* Indicates shop closed midway through FY15 (3.31.15). Represents best data available.



# OFFENDER PROGRAM ASSIGNMENTS

FY  
15

Industry	Total Positions Available	Average Working	Total Programmed
Lincoln Furniture	9	5	13
Lincoln Sign Shop	5	3	10
Lincoln Warehouse Clerk(s)	2	1	3
Lincoln Warehouse Central Distribution	7	5	13
Logan Helping Paws	15	15	21
Logan Recycling	20	14	37
Menard Clerk(s)	6	6	6
Menard Broom & Wax	10	10	10
Menard Knit	58	47	47
Menard Meat Processing	13	8	83
Menard Waste Removal/Recycling	28	20	109
Shawnee Clerk(s)	5	5	6
Shawnee Metal Furniture	25	20	24
Shawnee Recycling	2	2	2
Sheridan Garment Cutting	12	11	15
Stateville Clerk(s)	4	4	6
Stateville Furniture	12	12	11
Stateville Soap	6	6	8
Vandalia Clerk(s)	3	3	6
Vandalia Meat Processing	25	25	75
Vandalia Milk/Oil Processing	18	18	34
Vandalia Recycling	9	9	20
Western Clerk(s)	16	16	25
Western Meat Processing	64	48	75
<b>TOTAL</b>	<b>945</b>	<b>819</b>	<b>1401</b>



ICI strives to provide as many offender training opportunities as possible. There are times when ICI and the facility administration faces the challenge of finding enough offenders that meet the hiring criteria to fill every position available. We do not want to compete with other educational and vocational programs and have changed our preference criteria to encourage program completion prior to ICI entry.

## RECYCLING SERVICE REPORT



## Centralia

<u>Product</u>	<u>Weight</u>
Cardboard / Paper	108,346 lbs.
Plastic	5,077 lbs.
Tin Cans	11,207 lbs.

## Danville

<u>Product</u>	<u>Weight</u>
Cardboard / Paper	103,880 lbs.
Tin Cans	44,160 lbs.
Wood Pallets	22,240 lbs.

## Illinois River

<u>Product</u>	<u>Weight</u>
Cardboard/Paper	174,408 lbs.
Plastic -Including Rain Barrels	107,881 lbs.
Metal	80,130 lbs.
Wood Pallets	95,900 lbs.
Other	1,105 lbs.

## Logan

<u>Product</u>	<u>Weight</u>
Cardboard/Paper	150,185 lbs.
Plastic	8,345 lbs.
Tin Cans	54,210 lbs.
Wood Pallets	9,325 lbs.

## Menard

<u>Product</u>	<u>Weight</u>
Cardboard/Paper	930,517 lbs.
Plastic	147,586 lbs.
Tin Cans	167,109 lbs.
Waste Vegetable Oil	469,825 lbs.
Rain Barrels	30 lbs.
Other	182,469 lbs.
Glass	209,380 lbs.
Cloth	67,276 lbs.
Pallets	188,000 lbs.

## Shawnee

<u>Product</u>	<u>Weight</u>
Cardboard/Paper	307,040 lbs.
No.1 Plastic	25,059 lbs.
No.2 Plastic	9,295 lbs.
Tin Cans	133,102 lbs.
Mixed Paper	34,109 lbs.
Misc.	6,532 lbs.

## Vandalia

<u>Product</u>	<u>Weight</u>
Cardboard	29,080 lbs.
Tin Cans	49,160 lbs.
Wood Pallets	60,320 lbs.

**Recycling Totals**  
1,983 Tons



# PRODUCTION

## Centralia

	#Produced	Units
<b>Garment</b>		
Officer Belts	1,488	each
Boxer Shorts	18,841	dozen
Jumpsuits	2,963	each
Women's Pajama Bottoms	1,192	each
Women's Pajama Tops	1,157	each
Offender Pants	14,426	each
Offender Shirts	22,677	each
Women's Panties	220	dozen
Aprons	350	each
Shower Curtains	122	each
Mattress Covers	803	each
Laboratory Coats	9	each
<b>Mattress -Moved 09.30.14</b>		
Cotton Mattresses	20	each
Non-Woven Poly Fiber Mattresses	2,727	each
Innerspring Mattresses	182	each
Mattress Covers	365	each
Pillows	1,220	each
Laundry Bags	100	each
Aprons	60	each
Shower Curtains	10	each

## Danville

	#Produced	Units
<b>Silk Screen &amp; Embroidery</b>		
Embroidery Items	11,729	each
Silk Screened Items	71,717	each
Sewing/Sportswear	1,145	each
Knights of Columbus Aprons	1,692	each
Safety Vests	624	each
CPR Pouches	3,565	each
Banners/Portfolios/Graphic Design Items	10,145	each
Polo Shirts	1,608	each
DJJ Staff Polos	1,078	each
Offender Shirts	11,490	each
Red Offender Coats	447	each
Orange Offender Coats	500	each

## Decatur

	#Produced	Units
<b>Garment</b>		
Men's Black Pants	115	each
DJJ Staff Uniform Pants	257	each
Twill Duck Coat/Detachable Hoods	5	each
Staff Coveralls	37	each
Black Windbreakers	275	each
Blue Offender Coats	3,175	each
Red Offender Insulation Coveralls	320	each
Tan Twill Uniform Shirts	30	each
White Dietary Officer Pants/Shirts	496	each
Women's Pullovers	2,595	each
Dietary Pullovers	1,925	each
Dietary Toppers	460	each
Burgundy Inmate Coats	166	each
Male Inmate Blue Shirts	1,001	each
S/Slv White Dress Out Shirts	28	each

## Dixon

	#Produced	Units
<b>Optical</b>		
Eyeglasses	311,634	each

## East Moline

	#Produced	Units
<b>Laundry</b>		
Laundry	2,181,842	lbs.

## Graham

	#Produced	Units
<b>Furniture</b>		
Oak Furniture	87	each
Hillsboro Seating	579	each
Stateville Office Furniture	149	each
Styleline Chairs	44	each
Lexington Furniture	2	each
Jamestown Office Furniture	3	each
Mission Style Furniture	8	each
Custom Built Furniture	468	each
Refinish/Reupholstery Furniture	408	each
Handmade Carved Plaques	391	each
<b>Mattress- Started production 10.01.14</b>		
Foam Mattresses	477	each
Non-Woven Poly Fiber Mattresses	3,840	each
Pillows	2,960	each
<b>Engraving-Moved to Graham in 02.01.15</b>		
Plaques	54	each
Name Plates/Signage	17	each
Metal Engravings	35	each

## Hill

	#Produced	Units
<b>Meat Processing</b>		
Beef	288,925	lbs.
Turkey	2,118,580	lbs.
Veggie Burgers	44,534	lbs.
<b>Milk Processing</b>		
Skim Milk- 8 oz. Cartons	256,320	cases
Skim Milk- Bulk Bags	390,495	gallons
10% Juice-8 oz. Cartons	16,146	cases
100% 4-oz. Juice Cartons	226,211	cases
100% 6-oz. Juice Cartons	16,030	cases
5% Juice-Bulk Bags	3,961	cases

## Illinois River

	#Produced	Units
<b>Bakery</b>		
Bread	180,157	racks
Buns	68,271	racks
Bagels	731	racks
Assorted Muffins	763	racks
Rolls	44,558	racks
Bread Crumbs	245	racks
Biscuits	3,177	racks
Frozen Biscuits	7,132	racks
Donuts	10,265	racks
Pancakes/Waffles	44,209	racks
Cookies	31,296	racks
Sweet Goods	26,888	racks
Sheet Cakes	2,743	racks
Pies	1,931	racks

## \* Jacksonville

	#Produced	Units
<b>Engraving</b>		
Plaques	76	each
Name Plates/Signage	229	each
Award Boxes	23	each
Coasters	60	each

\* Indicates shop closed 03.03.15 . Represents best data available.

# PRODUCTION

## Lincoln

	#Produced	Units
<b>Chairs</b>		
Chairs	1,433	each
Chair Repairs	352	each
File Cabinets	111	each
Signs	1,004	each
Stacking Chairs	259	each

## Lincoln Distribution Center

	#Produced	Units
<b>Central Distribution</b>		
Items shipped	288,445	each

## Logan

	#Produced	Units
<b>Helping Paws</b>		
Dogs Trained - Service	15	dogs
Dogs Trained - Shelter	10	dogs

## Menard

	#Produced	Units
<b>Broom, Wax &amp; Soap</b>		
Neutral Floor Cleaners	2,331	gallons
Dish Wash Detergents	8,610	gallons
Liquid Laundry Detergents	26,953	gallons
"EnviroSAFE" Multi Cleaners	2,248	gallons
Other "EnviroSAFE" Products	54	gallons
Hand Sanitizer (non-alcohol)	1,002	gallons
Brooms	1,001	each
Broom Heads	1,206	each
Buffing Pads (Red)	1,110	each
Polishing Pads (White)	4,285	each
Scrubbing Pads (Blue)	75	each
Stripping Pads (Black)	1,855	each
Burnishing Pads (Natural)	2,670	each
Buffing Pads (Peach)	365	each
Brushes	2,241	each
PET Empty Spray Bottles	3,209	each
Squeegees	90	each
Scrub Pads 5 x 7	41,514	each
Grime Buster	1,110	gallons
Citral Green	18,628	gallons
Stripper	3,289	gallons
ARC Cleaners	4,313	gallons
Sealers	1,478	gallons
Ultra Floor Finish	668	gallons
Ultra Spray Buff	27	gallons
Eco Floor Finish	1,697	gallons
Loop Mops	4,380	each
Rope Mops	4,176	each
Rayon Mops	192	each
Floor Duster Refills	304	each
<b>Garment</b>		
Sweatshirts	6,609	each
Hooded Sweatshirts	4,577	each
Sweatpants	14,207	each
T-Shirts	70,786	each
Laundry Bags, Mesh	14,354	each
Gym Shorts	258	each
Terry Towels	92,196	each
Terry Washcloths	95,052	each
Knit Caps	12,354	each
Jail Pants	3,606	each
Jail Shirts	48	each
Jail Jumpsuits	100	each
Socks	120,960	each

## Menard cont.

	#Produced	Units
<b>Garment</b>		
Terry Bibs	2,520	each
Tactical Team Jumpsuits	42	each
Pillow Cases	24,648	each
Sheets	38,508	each
Striped Jumpsuits	650	each
Inmate Blue Pants	10,700	each
Inmate Blue Shirts	1,820	each
Women's Dietary Pants	1,767	each
Women's Blue Pants	25	each
Offender Pants	5,067	each
Ammo Bags	8	each
<b>Meat Processing</b>		
Pork Produced	87967	lbs.
T/C Products Produced	941595	lbs.
<b>Recycling</b>		
Waste Removal	4014000	lbs.
Cardboard / Paper Recycled	930,517	lbs.
Tin Cans	167,109	lbs.
Plastic(s)	147,586	lbs.
Other	182,469	lbs.
Rain Barrels	2	each

## Shawnee

	#Produced	Units
<b>Metal Furniture</b>		
Barbeque Grills	2,391	each
Dumpsters	6	each
Beds	79	each
Benches	60	each
Fire Lockers	180	each
Radio Consoles	1,275	each
Lockers	5	each
Backboards	12	each
Hanger Racks	60	each
Van Screens	236	each
Tables	131	each
Trash Cans	8	each
Chuckholes	34	each
Sparta Sun Shade Shelters	3	each
<b>Specialty Items</b>		
Roll-out Bed Trays for Vans	2	each
Misc. Signs	28	each
Clothesline Posts	1	each
Chair Stacking Carts	3	each
Rolled Hose Racks	1	each
3-File Rack with Hooks	2	each
Sleds	1	sets
Wire Troughs	3	each
Trailer Gates	1	each
Cage Inmate Transports	1	sets
Trailer Boxes	2	each
Hand gun Boxes	3	each
Dog Cages	6	each
Munitions Box /w Drawers	2	each
Seg Doors	1	each
Plow Blades	24	each
Custom Mailboxes	1	each
Leg Braces	18	each
Skid Plates	1	each

## Sheridan

	#Produced	Units
<b>Garments Cutting</b>		
Garments Cut	123,686	each





Dixon ICI is outfitted with a state of the art eyeglass lab and production facility, supplying over 310,000 pairs of prescription eyeglasses this fiscal year.



## Stateville

	#Produced	Units
<b>Furniture</b>		
Desks	67	each
Bookcases	30	each
Tables	21	each
Stacking Chairs	214	each
Office Systems	9	each
<b>Soap</b>		
Laundry Builder- 50 lb.	272	cases
Laundry Detergent- 400 lb.	30	drums
Laundry Detergent- 50 lb.	1,302	cases
Laundry Detergent- 3.5 oz. bags	310	cases
Industrial Liquid Cleaner- 4 gal.	2,243	cases
Tru Klenz Scouring Powder	190	cases
Liquid Glass Cleaner- 4 gal.	1,837	cases
Liquid Glass Cleaner- 32 Oz.	50	cases
Green Bar Deodorant Soap 3.5 oz.	950	cases
White Bar Soap 3.5 oz.	1,000	cases
White Bar Soap 1 oz.	3,840	cases
Aloe Wash- 4 gal.	398	cases
Clean and Fresh Shampoo- 8 oz.	150	cases
Gentle Scrub- 4 gal.	1,056	cases
Gentle Scrub- 8 oz.	100	cases
Industrial Liquid Cleaner- 55 gal.	110	drums
Gentle Scrub 55 Gal.	8	drums
Antimicrobial, 55 Gal.	4	drums
Aloe Wash - 8 oz	320	cases

## Vandalia Farm Industries

	#Produced	Units
<b>Meat Processing</b>		
Ground Beef Patties	303,520	lbs.
Turkey/Chicken Salami	170,832	lbs.
Ground Turkey Bulk	950,560	lbs.
Turkey/Bologna	234,286	lbs.
<b>Milk Processing</b>		
Skim Milk- Bulk Bags	409,705	gallons
<b>Vegetable Oil Processing</b>		
Vegetable Oil	147,790	gallons
<b>Spice Processing</b>		
Spices	130,957	lbs.

## Western Illinois

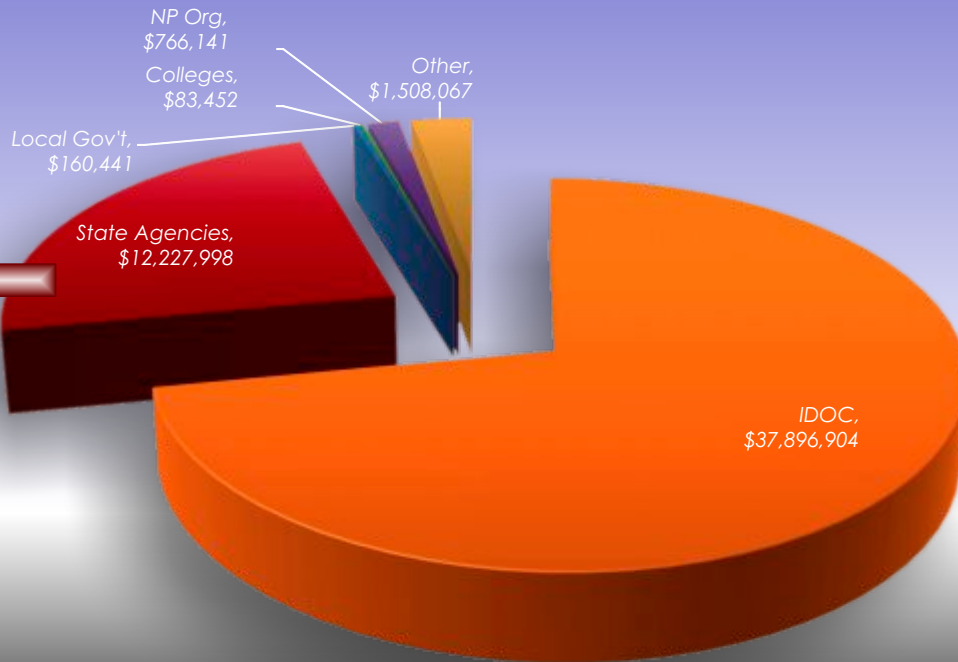
	#Produced	Units
<b>Meat Processing</b>		
Beef	595,425	lbs.
Chicken	2,228,021	lbs.
Fish	482,090	lbs.
Turkey	594,450	lbs.

"Teaching has been an eye opening experience; this program does so much for these guys. As an ex-inmate you need training to make it on the outside...Now these guys have passion."

-Jim Collins , Lead Worker at Danville Correctional Industries  
(Pictured Bottom-Left)

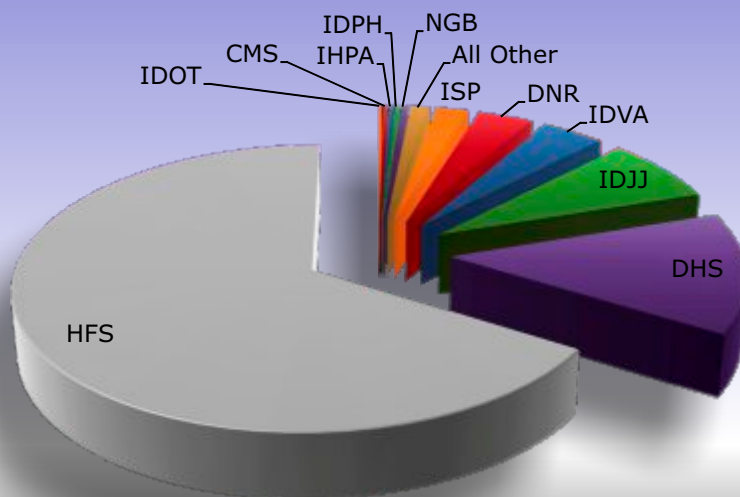
# TOTAL SALES TO ALL MARKETS

## All Sales Fiscal Year 2015



## State Agencies (Minus IDOC) FY15

(figures rounded)



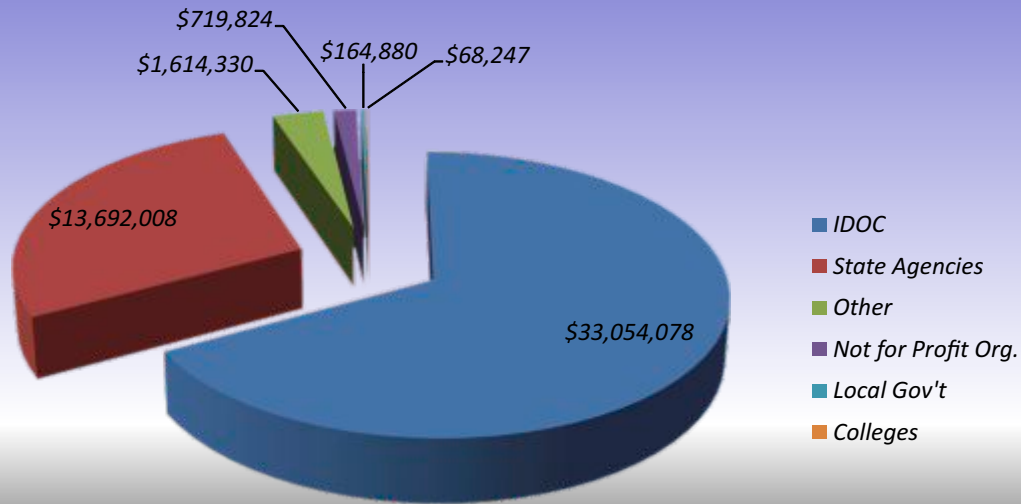
State Agency	FY15
IDOT	\$33,000
CMS	\$35,000
IHPA	\$37,000
IDPH	\$38,000
NGB	\$49,000
All Other	\$145,000
ISP	\$256,000
DNR	\$426,000
IDVA	\$491,000
IDJJ	\$924,000
DHS	\$1,710,000
HFS	\$8,105,000



# SALES

FY  
15

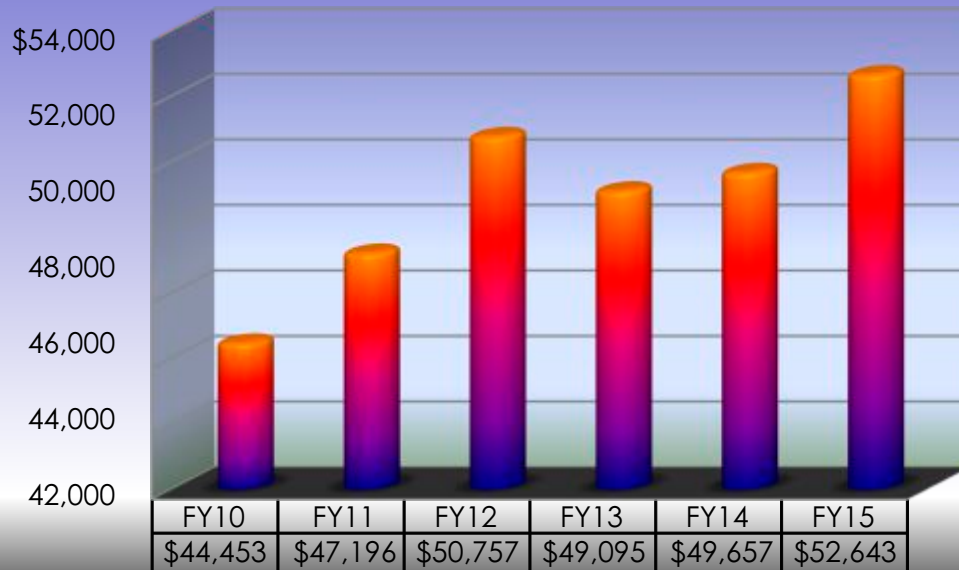
## Total Receipts by Customer Type FY15



Total Receipts FY15: \$49,313,367

## Total Sales By Fiscal Year 2010-2015

(all figures in thousands)



Total Sales FY15: \$52,643,003



# SALES

## Fiscal Year 2015 Finished Goods and Services

(in dollars)

	<u>Sales</u>	<u>Production Costs</u>	<u>Average Delivery Time</u>		<u>Sales</u>	<u>Production Costs</u>	<u>Average Delivery Time</u>
<b>BAKERY</b>				<b>MEAT/FOOD PROCESSING</b>			
Illinois River	6,490,061	3,004,554	Twice a Week	Hill	4,570,885	2,583,675	Twice a Month
<b>BROOM, WAX AND SOAP</b>				Menard	2,169,339	919,384	Twice a Month
Menard	786,936	465,049	7-10 Days	Vandalia	3,012,263	1,874,937	Twice a Month
<b>CANINE PROGRAM</b>				Western	8,426,900	5,246,802	Twice a Month
Logan Helping Paws	0	19,975	N/A	<b>MILK/JUICE PROCESSING</b>			
Decatur Dog Grooming	0	4,480	N/A	Hill	7,272,662	3,817,585	Weekly
<b>FURNITURE</b>				Vandalia	2,329,058	1,325,533	Weekly
Lincoln	500,309	410,015	4 Weeks	<b>OPTICAL</b>			
Graham	436,022	239,029	6 Weeks	Dixon	8,664,964	2,042,069	14-21 Days
Stateville	284,905	184,920	30-45 Days	<b>SIGN SHOP</b>			
<b>GARMENT</b>				Lincoln	19,403	17,782	2 Weeks
Centralia	875,746	522,365	30-45 Days	<b>SILKSCREENING &amp; EMBROIDERY</b>			
Decatur	238,875	113,328	30 Days	Danville	530,601	332,653	11 Days
Sheridan (100% Intershop Sales)	556,913	897,690	30 Days	<b>SOAP</b>			
Menard	1,739,871	961,554	30-45 Days	Stateville	633,555	417,676	30-45 Days
<b>LAUNDRY</b>				<b>VEHICLE</b>			
East Moline	1,052,702	80,157	Daily	Graham	16,860	6,420	N/A
<b>MARKETING</b>				<b>RECYCLING</b>			
Jacksonville Engraving	3,846	2,494	Closed 03.31.15	Menard	335,386	25,906	Daily
<b>MATTRESSES</b>				Illinois River	9,086	4,157	Daily
Centralia	240,334	140,039	Moved 09.31.14	Jacksonville	4,101	8,828	Daily
Graham	279,704	141,224	4 Weeks	Centralia	4,296	4,793	Daily
<b>METAL FURNITURE</b>				Logan	5,538	16,961	Daily
Shawnee	782,818	294,408	20 Days	Vandalia	14,660	4,800	Daily
				Danville	4,158	3,641	Daily
				Shawnee	12,126	2,587	Daily

Note 1: The Production Costs column includes the costs of materials and inmate labor associated with the sales.

Note 2: Customers order food and beverage products on a quarterly basis. All deliveries from the food and beverage shops are made within that quarter.

Note 3: N/A= Not applicable - shop does not provide deliveries.



# APPROPRIATIONS FOR FY15

FY  
15

## Passed by General Assembly

The following named amounts, or so much thereof as may be necessary, respectively, are appropriated to the Department of Corrections from the Working Capital Revolving Fund.

Personal Services	\$11,243,000
State Contributions to State Employees' Retirement System	\$4,760,200
State Contributions to Social Security	\$860,100
Group Insurance	\$3,335,000
Student, Member and Inmate Compensation	\$2,177,400
Contractual Services	\$3,250,000
Commodities	\$26,529,700
Telecommunications Services	\$64,400
Printing	\$4,800
Travel	\$40,300
Operation of Auto Equipment	\$1,011,400
Equipment	\$1,500,000
Repairs, Maintenance and Other Capital Improvements	\$147,000
Green Recycling Initiatives	\$400,000
Refunds	\$7,400
<b>Total</b>	<b>\$55,330,700</b>



## STATEMENT OF NET POSITION

## WORKING CAPITAL REVOLVING FUND

(All Figures In Thousands)

## Assets

## CURRENT ASSETS

Cash		\$	1,929
Receivables:			
Due from federal government	18		
Due from local government	<u>27</u>		
Intergovernmental receivables, net			45
Other receivables	762		
Allowance for uncollectible other receivables	<u>(248)</u>		
Other receivables, net			514
Due from other funds (net of \$188 allowance)			15,721
Due from component units			43
Inventories			6,625
Prepaid expenses			<u>5</u>
<b>Total current assets</b>			<u>24,882</u>

## Noncurrent Assets

Capital Assets - net			<u>2,948</u>
----------------------	--	--	--------------

## TOTAL ASSETS

\$ 27,830

## Liabilities and Net Position

## Current Liabilities

Accounts payable and accrued liabilities		\$	2,788
Due to the federal government			35
Due to other funds			2,264
Due to component units			1
Leases payable			13
Compensated absences			<u>265</u>
<b>Total current liabilities</b>			<u>5,366</u>

## Noncurrent Liabilities

Leases payable			7
Compensated absences			<u>1,023</u>
<b>Total noncurrent liabilities</b>			<u>1,030</u>

## TOTAL LIABILITIES

6,396

## Net Position

Net investment in capital assets			2,928
Unrestricted			<u>18,506</u>

## TOTAL NET POSITION

21,434

## TOTAL LIABILITIES AND NET POSITION

\$ 27,830



STATEMENT OF REVENUES, EXPENSES  
AND CHANGES IN NET POSITION

FY  
15

**WORKING CAPITAL REVOLVING FUND**

(All Figures In Thousands)

**Operating Revenues**

Charges for sales and services (net of bad debt of \$0)	\$ 51,761
Total operating revenues	<u>51,761</u>

**Operating Expenses**

Cost of sales and services	25,241
Selling, general and administrative expenses	22,802
Depreciation	<u>577</u>
Total operating expenses	<u>48,620</u>

**Operating Income**

3,141

**Non-operating Revenues**

Other revenues	<u>898</u>
Total nonoperating revenues	<u>898</u>

**Non-operating Expenses**

Interest expense	<u>82</u>
Total nonoperating expenses	<u>82</u>

**Increase in net position**

3,957

**Net position, beginning of year**

17,477

**Net position, end of year**

21,434

Average length between delivery and receipt of payment is 103 days

## STATEMENT OF CASH FLOWS

## WORKING CAPITAL REVOLVING FUND

(All Figures In Thousands)

## Cash Flows From Operating Activities

Cash received from sales and services	\$ 1,740
Cash received from transactions with other funds	46,647
Payments to suppliers for goods and services	(38,168)
Payments to employees for services	(10,069)
Cash receipts from other operating activities	944
Net cash provided (used) by operating activities	<u>1,094</u>

## Cash Flows From Noncapital Financing Activities

Transfers-out to other funds	
Prompt pay interest	(99)
Net cash provided (used) by noncapital financing activities	<u>(99)</u>

## Cash Flows From Capital and Related Financing Activities

Acquisition of capital assets	(960)
Payments on capital debt	(10)
Interest paid on capital debt	(4)
Proceeds from the sale of equipment	16
Net cash provided (used) for capital and related financing activities	<u>(958)</u>

## Net increase (decrease) in cash

37

## Cash, beginning of year

1,892

## Cash, end of year

\$ 1,929

## Reconciliation of Operating Income (Loss) to Net Cash Provided by Operating Activities

Operating income	\$ <u>3,141</u>
Adjustments to reconcile operating income to net cash provided by operating activities:	
Depreciation	577
Provision for uncollectible accounts	-
Cash receipts from other nonoperating income	944
Interest Income	-
Changes in assets and liabilities:	
Accounts receivable	(29)
Due from intergovernmental receivables	5
Due from other funds	(3,346)
Due from component units	(33)
Inventories	919
Prepaid expenses	5
Accounts payable and accrued expenses	(921)
Intergovernmental payables	1
Due to other funds	(154)
Due to component units	-
Other liabilities	(15)
Total adjustments	<u>(2,047)</u>

## Net Cash Provided (Used) by Operating Activities

\$ 1,094



FY  
15

(All Figures In Thousands)

page | 22

# MANAGEMENT STAFF



**BRUCE RAUNER**  
Governor  
State of Illinois

**JOHN BALDWIN**

**Acting Director**

Illinois Department of Corrections

**JASON GARNETT**

**Assistant Director**

Illinois Department of Corrections

**JEN AHOLT**

**Chief Executive Officer**

Illinois Correctional Industries

**RICH MAUTINO**

**Assistant Chief Executive Officer**

Illinois Correctional Industries

**SITHA HUN**

**Chief Financial Manager**

Illinois Correctional Industries

**GARY MENDENHALL**

**Food & Beverage Manager**

Illinois Correctional Industries

**NEIL ROSSI**

**Service Manager**

Illinois Correctional Industries

**MIKE McFADDEN**

**Garment Manager**

Illinois Correctional Industries

**STEVE SIPES**

**Manufacturing Manager**

Illinois Correctional Industries

**RICH HAMPTON**

**Marketing Manager**

Illinois Correctional Industries



# OUR TEAM FY15

Aholt, Jen	SPSA	Central Office/CEO
Beckmann, Mark	PSA/Superintendent	Centralia/Administration
Bensko, Mike	Carpenter	Modular Furniture
Bird, Thomas	ICI Supervisor	Hill
Bortell, Robert	MEO	IL River/Trucking
Bowen, George	PSA	Central Office/Modular Furniture
Bowen, Quinn	ICI Supervisor	Vandalia
Burleyson, Clint	MEO	Vandalia/Trucking
Burnett, Wanda	PSA	Central Office/Fiscal
Buss, Christi	Human Resource Rep	Central Office/Administration
Camp, Brian	ICI Supervisor	Lincoln/Signs & Chairs
Carey, Jason	MEO	Western/Trucking
Chaddock, Chrystal	Account Tech II	IL River/Administration
Clinton, Jim	PSA/Superintendent	East Moline/Administration
Collins, Jim	Leadworker	Danville
Compton, Jeff	ICI Supervisor	Graham
Cook, Kevin	Vocational Instructor	Menard
Cosgrove, Michael	Vocational Instructor	Western
Cox, William	Leadworker	Lincoln/Chairs
Craver, Richard	MEO	IL River/Trucking
Damon, Mark	ICI Supervisor	Stateville
Davis, Kelli	Administrative Assistant I	Central Office/Administration
Degenhardt, Tammy	Marketing Representative	Central Office/Southwestern CC
Derringer, Ed	ICI Supervisor	Logan/Recycling
Doerfler, John	Leadworker	Lincoln/Signs & Chairs
Dooley, Mike	PSA/Superintendent	Decatur/Administration
Ebers, Scott	ICI Supervisor	Menard
Eichelberger, John	ICI Supervisor	Western
Fagan, Troy	Electrician	Modular Furniture
Feldpouch, Randal	Leadworker	Vandalia
Fickling, Patricia	Account Tech II	Hill/Administration
Fournier, Derek	Leadworker	Graham
Fox, Donald	MEO	East Moline/Trucking
Goodrich, Julie	Account Tech II	Stateville/Administration
Gray, Daniel	MEO	IL River/Trucking
Grunder, Joshua	MEO	East Moline/Trucking
Gruner, Steve	PSA/Superintendent	Vandalia/Administration
Haggerty, Jerry	MEO	IL River/Trucking
Haines, Brian	PSA/Superintendent	Western/Administration
Halford, Aaron	Laborer	Modular Furniture
Hampton, Richard	PSA	Central Office/Marketing
Handley, Blake	Laborer	Modular Furniture
Hansen, Susan	Accountant Advanced	Central Office/Fiscal
Harper, Jason	Supply Supervisor	Lincoln Warehouse
Harpster, Marshall	ICI Supervisor	Vandalia
Harris, Ken	PSA/Superintendent	Stateville/Administration
Heuer, Shawn	MEO	Menard/Trucking
Hohman, Dale	ICI Supervisor	Centralia
Holt, Mark	PSA/Superintendent	Menard/Administration
Hosler, Larry	MEO	Hill/Trucking
Hun, Sitha	SPSA	Central Office/Fiscal
Irvin, Randy	Supply Supervisor	Lincoln Warehouse
Jensen, Michael	Leadworker	Dixon/Administration
Johnson, David	ICI Supervisor	Decatur
Johnson, Steve	Leadworker	Logan/Recycling
Kieft-Flood, Wanda	Account Tech II	Central Office/Fiscal
Kline, Brian	Leadworker	Hill
Klinger, Michelle	Account Tech II	Dixon/Administration
Kowalewski, Jeff	MEO	Lincoln Warehouse/Trucking
Lance, Jason	MEO	Vandalia/Trucking
Landgrebe, Jerome	Carpenter Foreman	Modular Furniture

## OUR TEAM FY15 cont.

Langrehr, Rich	MEO	Menard/Trucking
Laning, Kristi	Account Tech II	Western/Administration
Lingenfelter, Angela	Vocational Instructor	IL River
Lingle, Charles	Vocational Instructor	Shawnee
Long, Brian	MEO	Lincoln Warehouse/Trucking
MacDonald, Lisa	Account Technician II	Lincoln Warehouse
Mautino, Rich	SPSA/Assistant CEO	Central Office/Administration
McCarthy, Brian	MEO	IL River/Trucking
McDonald, Scott	Carpenter	Modular Furniture
McFadden, Mike	PSA/Clothing Manager	Central Office/Administration
Melvin, Christopher	PSA/Superintendent	Dixon/Administration
Mendenhall, Gary	SPSA/Food & Beverage Mgr	Central Office/Administration
Merriman, Larry	MEO	Vandalia/Trucking
Merritt, Mary	Accountant	Central Office/Fiscal
Miller, Matthew	Vocational Instructor	IL River
Miller, Steven	ICI Supervisor	Hill
Mills, Richard	Vocational Instructor	Hill
Mooney, Melissa	Vocational Instructor	Logan/Helping Paws
Moreland, Dana	Account Tech II	Vandalia/Administration
Mulrooney, Shaun	ICI Supervisor	Menard
Ogborn, Kevin	Leadworker	Hill
Oliver, Toby	ICI Supervisor	Shawnee
Patten, David	Leadworker	Sheridan
Pegram, Dan	MEO	Lincoln Warehouse/Trucking
Petefish, Caroline	PSA/Superintendent	Graham, Lincoln, Shawnee/Administration
Peterson, Jim	Leadworker	East Moline
Phoenix, Fred	MEO	Menard/Trucking
Pogue, Matt	PSA/Superintendent	Hill/Administration
Presswood, BillieJo	Vocational Instructor	Menard/Meat
Presswood, Eric	ICI Supervisor	Menard
Reed, Jody	Vocational Instructor	IL River
Renfro, Greg	Leadworker	Menard
Rhoden, Linda	PSA/Superintendent	Danville/Administration
Rolfingsmeier, Charles	Account Tech II	Centralia/Administration
Ross, Jason	Leadworker	Hill
Rossi, Neil	SPSA/Marketing Manager	Central Office/Administration
Sapp, Dave	PSA/Superintendent	Lincoln Warehouse
Schoenike, Ken	MEO	Hill/Trucking
Shirley, Samuel	ICI Supervisor	Menard
Simmers, Eric	Vocational Instructor	IL River
Sipes, Steve	SPSA/Manufacturing Mgr	Central Office/Administration
Skafidas, Mike	ICI Supervisor	East Moline
Smith, Angela	Account Tech II	Danville/Administration
Smith, Gary	Supply Supervisor	Lincoln Warehouse
Spiller, LeeAnn	Account Tech II	Menard/Administration
Sporrer, Todd	Laborer	Modular Furniture
Sulcer, Lisa	Executive Secretary I	Central Office/Administration
Sullins, Douglas	Leadworker	Menard
Sutherland, Sean	MEO	IL River/Trucking
Thompson, Candyce	PSA/Superintendent	IL River/Administration
Tinker, Troy	Leadworker	Vandalia/Milk
Titus, Matt	Performance Project Manager	Central Office/Administration
Vancil, Cecil	MEO	IL River/Trucking
Wadsworth, Eric	Leadworker	Dixon/Administration
Walker, Wayne	Leadworker	Dixon/Administration
Watt, Joseph	MEO	Hill/Trucking
Weaver, John	ICI Supervisor	IL River
Webb, William	Leadworker	Dixon/Administration
Weigler, Justin	Executive II	Central Office/Fiscal
Wolf, Tiara	Office Associate	Dixon/Administration
Woodcock, Sheldon	Leadworker	Graham
Woods, Caleb	MEO	IL River/Trucking





DANVILLE  
DIGITAL  
GRAPHICS

This publication was designed by inmate workers  
at Danville ICI's Graphic Design Department



ILLINOIS CORRECTIONAL INDUSTRIES

